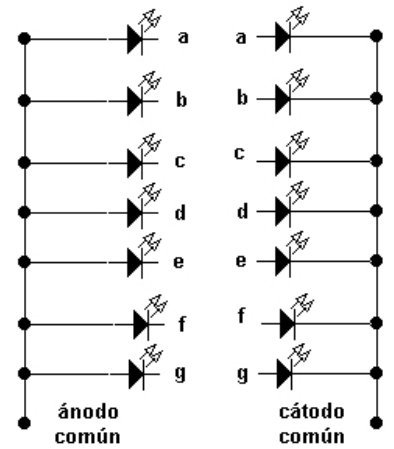
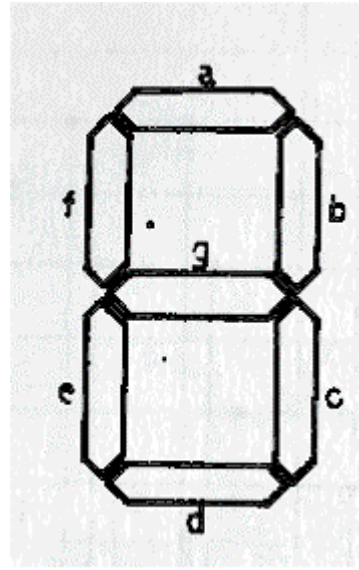
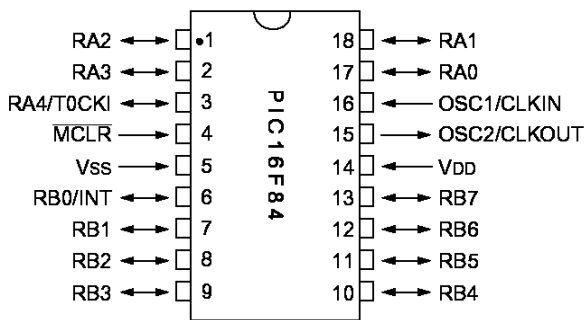


Tabla de display de 7 segmentos (V2008)

Dec/Segm.	g	f	e	d	c	b	a
0	0	1	1	1	1	1	1
1	0	0	0	0	1	1	0
2	1	0	1	1	0	1	1
3	1	0	0	1	1	1	1
4	1	1	0	0	1	1	0
5	1	1	0	1	1	0	1
6	1	1	1	1	1	0	0
7	0	0	0	0	1	1	1
8	1	1	1	1	1	1	1
9	1	1	0	0	1	1	1

Deci/Segm.	g	f	e	d	c	b	a
0	1	0	0	0	0	0	0
1	1	1	1	1	0	0	1
2	0	1	0	0	1	0	0
3	0	1	1	0	0	0	0
4	0	0	1	1	0	0	1
5	0	0	1	0	0	1	0
6	0	0	0	0	0	1	1
7	1	1	1	1	0	0	0
8	0	0	0	0	0	0	0
9	0	0	1	1	0	0	0



Para el caso de cátodo común la asignación de pines del puerto B podría ser:

Pin PuertoB Segmento Num decimal	RB7 x	RB6 g	RB5 f	RB4 e	RB3 d	RB2 c	RB1 b	RB0 a
0		0	1	1	1	1	1	1
1		0	0	0	0	1	1	0
2		1	0	1	1	0	1	1
3		1	0	0	1	1	1	1
4		1	1	0	0	1	1	0
5		1	1	0	1	1	0	1
6		1	1	1	1	1	0	0
7		0	0	0	0	1	1	1
8		1	1	1	1	1	1	1
9		1	1	0	0	1	1	1